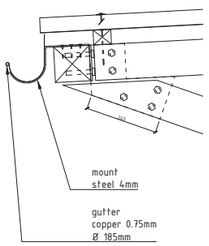
mount
steel 4mm
gutter
copper 0.75mm
Ø 185mm

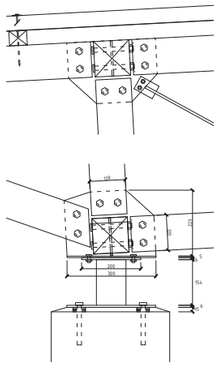

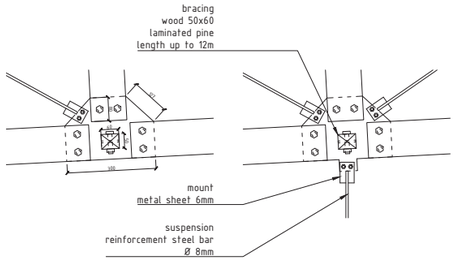
bracing
wood 50x60
laminated pine
length up to 12m
mount
metal sheet 6mm
suspension
reinforcement steel bar
Ø 8mm

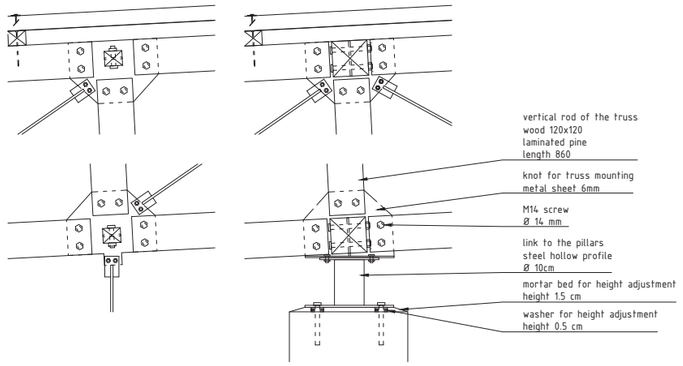
vertical rod of the truss
wood 120x120
laminated pine
length 860
knot for truss mounting
metal sheet 6mm
M14 screw
Ø 14 mm
link to the pillars
steel hollow profile
Ø 10cm
mortar bed for height adjustment
height 1.5 cm
washer for height adjustment
height 0.5 cm

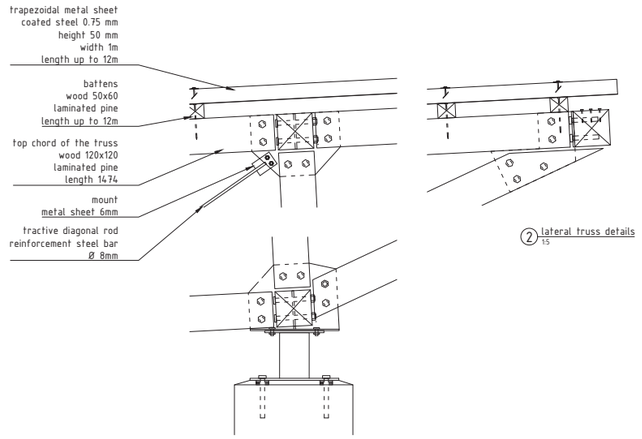
trapezoidal metal sheet
coated steel 0.75 mm
height 50 mm
width 1m
length up to 12m
battens
wood 50x60
laminated pine
length up to 12m
top chord of the truss
wood 120x120
laminated pine
length 1474
mount
metal sheet 6mm
tractive diagonal rod
reinforcement steel bar
Ø 8mm
② lateral truss details
1:5

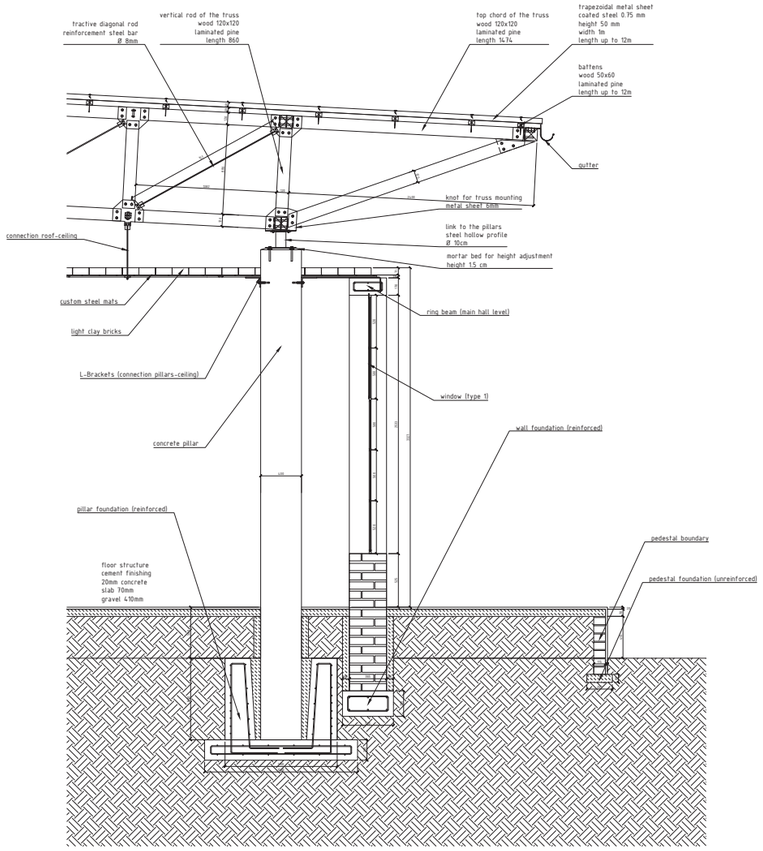
tractive diagonal rod
reinforcement steel bar
Ø 8mm
vertical rod of the truss
wood 120x120
laminated pine
length 860
top chord of the truss
wood 120x120
laminated pine
length 1474
trapezoidal metal sheet
coated steel 0.75 mm
height 50 mm
width 1m
length up to 12m
battens
wood 50x60
laminated pine
length up to 12m
gutter
knot for truss mounting
metal sheet 6mm
link to the pillars
steel hollow profile
Ø 10cm
mortar bed for height adjustment
height 1.5 cm
connection roof-ceiling
custom steel mats
light clay bricks
L-Brackets (connection pillars-ceiling)
concrete pillar
ring beam (main hall level)
window (type 1)
wall foundation (reinforced)
pillar foundation (reinforced)
floor structure
cement finishing
20mm concrete
slab 70mm
gravel 410mm
pedestal boundary
pedestal foundation (unreinforced)

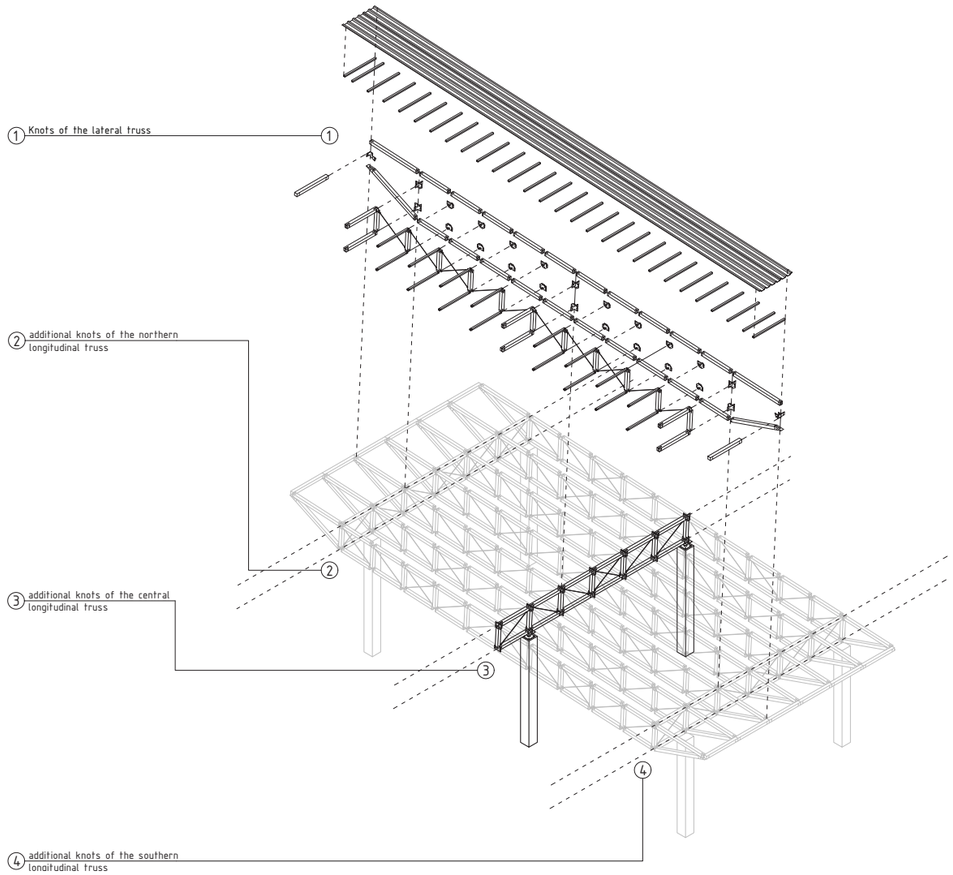
① Knots of the lateral truss
② additional knots of the northern
longitudinal truss
③ additional knots of the central
longitudinal truss
④ additional knots of the southern
longitudinal truss